




Exhaust Gas Extractors

Wallbracket for Exhaust Gas Hose, D.75/100/125/150 mm. 1-2 Hoses

	Art. Nr.
Wallbracket for one D.75 mm Exhaust Hose Wallbracket with one d.75 mm inlet for one exhaust hose and one hoseholder for mounting on the wallbracket or directly to a wall. Hose not included. (P-Max fan can be mounted directly on top of the wallbracket.)	P-197
Wallbracket for two D.75 mm Exhaust Hoses Wallbracket with two d.75 mm inlets for exhaust hoses and two hoseholders for mounting on the wallbracket or directly to a wall. Hoses not included. (P-Max fan can be mounted directly on top of the wallbracket.)	P-198
Wallbracket for one D.100 mm Exhaust Hose Wallbracket with one d.100 mm inlet for one exhaust hose and one hoseholder for mounting on the wallbracket or directly to a wall. Hose not included. (P-Max fan can be mounted directly on top of the wallbracket.)	P-199
Wallbracket for two D.100 mm Exhaust Hoses Wallbracket with two d.100 mm inlets for exhaust hoses and two hoseholders for mounting on the wallbracket or directly to a wall. Hoses not included. (P-Max fan can be mounted directly on top of the wallbracket.)	P-207
Wallbracket for one D.125 mm Exhaust Hose Wallbracket with one d.125 mm inlet for one exhaust hose and one hoseholder for mounting on the wallbracket or directly to a wall. Hose not included. (P-Max fan can be mounted directly on top of the wallbracket.)	P-208
Wallbracket for two D.125 mm Exhaust Hoses Wallbracket with two d.125 mm inlets for exhaust hoses and two hoseholders for mounting on the wallbracket or directly to a wall. Hoses not included. (P-Max fan can be mounted directly on top of the wallbracket.)	P-209
Wallbracket for one or two D.150 mm Exhaust Hoses Wallbracket with two d.150 mm inlets for exhaust hoses and two hoseholders for mounting on the wallbracket or directly to a wall. Hoses not included. (P-Max fan can be mounted directly on top of the wallbracket.)	P-212
Hose Holder. To be mounted directly on the side of the wallbracket or on the wall. For hoses with a d. of up to 150mm.	P-230



Hose Reels with Drum Width 650/1000/1250 mm

	Hose Reel with Drum Width 650 mm. Hose not included. Spring operated hose reel with locking mechanism. Hoses from d.75-150 mm can be used.	P-254
	Hose Reel with Drum Width 1000 mm. Hose not included. Spring operated hose reel with locking mechanism. Hoses from d.75-150 mm can be used.	P-441
	Hose Reel with Drum Width 1250 mm. Hose not included. Spring operated hose reel with locking mechanism. Hoses from d.75-150 mm can be used.	P-442

Exhaust Hose D.75/100/125/150 mm

	Exhaust Hose d.75 mm / 7.5 m + 2 Hose Clamps	P-443
	Exhaust Hose d.75 mm / 10 m + 2 Hose Clamps	P-444
	Exhaust Hose d.100 mm / 7.5 m + 2 Hose Clamps	P-046
	Exhaust Hose d.100 mm / 10 m + 2 Hose Clamps	P-047
	Exhaust Hose d.125 mm / 7.5 m + 2 Hose Clamps	P-048
	Exhaust Hose d.125 mm / 10 m + 2 Hose Clamps	P-049
	Exhaust Hose d.150 mm / 7.5 m + 2 Hose Clamps	P-445
	Exhaust Hose d.150 mm / 10 m + 2 Hose Clamps	P-446
	Hose Stop for Hose Reel d.75 P-489 d.100 P-490 d.125 P-491 d.150 P-492	


Nozzles

	Exhaust Gas Nozzle of Steel d.75 mm / 150 mm / CO₂ test opening	P-215
	Exhaust Gas Nozzle of Steel d.100 mm / 150 mm / CO₂ test opening	P-216
	Exhaust Gas Nozzle of Steel d.125 mm / 150 mm / CO₂ test opening	P-217
	Exhaust Gas Nozzle of Steel d.150 mm / 150 mm / CO₂ test opening	P-218

	Exhaust Gas Nozzle of EPDM Rubber d.75 mm / 150 mm / CO₂ test op.	P-219
	Exhaust Gas Nozzle of EPDM Rubber d.100 mm / 150 mm / CO₂ test op.	P-220
	Exhaust Gas Nozzle of EPDM Rubber d.125 mm / 150 mm / CO₂ test op.	P-221
	Exhaust Gas Nozzle of EPDM Rubber d.150 mm / 150 mm / CO₂ test op.	P-222

Fans




	Fan Bracket for mounting on Hose Reel	P-033
	Fan P-Max 1300 / 0.37 kW / 3-Phase	P-011
	Fan P-Max 2100 / 0.75 kW / 3-Phase	P-012
	Fan P-Max 2100 TURBO / 0.75 kW / 3-Phase	P-013
	Fan P-Max 2100 TURBO / 0.75 kW / 1-Phase	P-015



Extension Arms 2-8 m for Wallbracket with Exhaust Hose or for Hose Reel

	Art. Nr.
<p>H-Flex Suspension Arm 2 m / 80 kg. Not for lifting. Wallbracket with disc-brake, 2 m suspension arm with ball bearings (1.3 m + 0.7 m) and mounting bracket in the end. A hose reel, a wallbracket with exhaust hose or a Flexi extractor arm can be mounted in the end of the suspension arm. H-Flex 2 m is prepared for 30/30/10/2 mm C-profile (P-027).</p>	P-157
<p>H-Flex Suspension Arm 3 m / 80 kg. Not for lifting. Wallbracket with disc-brake, 3 m suspension arm with ball bearings (2.3 m + 0.7 m) and mounting bracket in the end. A hose reel, a wallbracket with exhaust hose or a Flexi extractor arm can be mounted in the end of the suspension arm. H-Flex 3 m is prepared for 30/30/10/2 mm C-profile (P-028).</p>	P-158
<p>H-Flex Suspension Arm 3.7 m / 80 kg. Not for lifting. Wallbracket with disc-brake, 3.7 m suspension arm with ball bearings (3 m + 0.7 m) and mounting bracket in the end. A hose reel, a wallbracket with exhaust hose or a Flexi extractor arm can be mounted in the end of the suspension arm. H-Flex 3.7 m is prepared for 30/30/10/2 mm C-profile (P-029).</p>	P-159
<p>Herkules Suspension Arm 0.5 m / 200 kg. Not for lifting. Wallbracket with disc-brake, 0.5 m frame structure suspension arm with ball bearings and 3-way mounting bracket in the end. C-profile 30/30/10/2 mm along the bottom side of the arm. Herkules can carry two 9 m extractor cranes or one H-Flex 3.7 m suspension arm with a hose reel or two H-Flex 3.7 m suspension arms with wallbracket with exhaust hose</p>	P-156
<p>Herkules Suspension Arm 1 m / 200 kg. Not for lifting. Wallbracket with disc-brake, 1 m frame structure suspension arm with ball bearings and 3-way mounting bracket in the end. C-profile 30/30/10/2 mm along the bottom side of the arm. Herkules can carry two 9 m extractor cranes or one H-Flex 3.7 m suspension arm with a hose reel or two H-Flex 3.7 m suspension arms with wallbracket with exhaust hose</p>	P-193
<p>Herkules Suspension Arm 2 m / 200 kg. Not for lifting. Wallbracket with disc-brake, 2 m frame structure suspension arm with ball bearings and 3-way mounting bracket in the end. C-profile 30/30/10/2 mm along the bottom side of the arm. Herkules can carry two 9 m extractor cranes or one H-Flex 3.7 m suspension arm with a hose reel or two H-Flex 3.7 m suspension arms with wallbracket with exhaust hose</p>	P-194
<p>Herkules Suspension Arm 3 m / 200 kg. Not for lifting. Wallbracket with disc-brake, 3 m frame structure suspension arm with ball bearings and 3-way mounting bracket in the end. C-profile 30/30/10/2 mm along the bottom side of the arm. Herkules can carry two 9 m extractor cranes or one H-Flex 3.7 m suspension arm with a hose reel or two H-Flex 3.7 m suspension arms with wallbracket with exhaust hose</p>	P-195
<p>Herkules Suspension Arm 4m / 200 kg. Not for lifting. Wallbracket with disc-brake, 4 m frame structure suspension arm with ball bearings and 3-way mounting bracket in the end. C-profile 30/30/10/2 mm along the bottom side of the arm. Herkules can carry two 9 m extractor cranes or one H-Flex 3.7 m suspension arm with a hose reel or two H-Flex 3.7 m suspension arms with wallbracket with exhaust hose</p>	P-190

Accessories for Extension Arms 2-8 m

		Art. Nr.	Art. Nr.	Art. Nr.	Art. Nr.
			1.3 m	2.3 m	3.7 m
	C-Profile 30/30/10/2 mm for Extractor Cranes and Suspension Arms which have a first Horizontal Support arm with a length of 1.3-3m.		P-027	P-028	P-029
	Suspension Trolley with 4 Ball Bearing Wheels for C-Profile 30/30 mm and Herkules Suspension Arms. Max. 60 kg weight. Incl. trolley with 4 ball bearing wheels.	P-023			
	Suspension Trolley with plastic Wheels for C-Profile 30/30 mm and Herkules Suspension Arms. Max. 10 kg weight. Incl. trolley with 2 plastic wheels, S-hook and a sling.	P-024			

Hose Set for Suspension Arms 2-8 m

	Hose Set d.160 mm/2.3m. for Herkules 0.5 m and 1 m Suspension Arms. Incl. 2.3 m d.160 mm hose, 2 hose clamps, 3 hose bands and one d.160 mm hose connection.	P-449
	Hose Set d.160 mm/3.3m for H-Flex 2 m Suspension Arm or HH-Flex / 2 – 2.3 m Suspension Arms or Herkules 2 m Suspension Arm. Incl. 3.3 m d.160 mm hose, 2 hose clamps, 4 hose bands and one d.160 mm hose connection.	P-448
	Hose Set d.160 mm/4m for H-Flex 3 m Suspension Arm or HH-Flex / 3 – 3.5 m Suspension Arms or Herkules 3 m Suspension Arm. Incl. 4 m d.160 mm hose, 2 hose clamps, 5 hose bands and one d.160 mm hose connection.	P-447
	Hose Set d.160 mm/5m for H-Flex 3.7 m Suspension Arm or HH-Flex / 4 – 4.5 m Suspension Arms or Herkules 4 m Suspension Arm. Incl. 5 m d.160 mm hose, 2 hose clamps, 6 hose bands and one d.160 mm hose connection.	P-191
	Hose Set d.160 mm/6m for HH-Flex / 5 – 5.5 m Suspension Arms. Incl. 6 m d.160 mm hose, 2 hose clamps, 6 hose bands and one d.160 mm hose connection.	P-450