










## Electronic Accessories

		Art. Nr.
	<b>Start/Stop Switch with 10 m Cable for mounting on the Hood.</b> N.B. Only a cable and a switch. <u>No</u> contactor or transformer included.	P-106
	<b>E-Man. 12 Volt Starter of 1-Phase/3-Phase Fan from the Hood.</b> Unit for wall mounting with contactor and transformer. 10 m cable with start/stop switch for mounting on the Hood. Must be combined with relevant motor overload protection (not included).	P-025
	<b>E-Max Energy Saver. Automatic Start/Stop of Fan when welding.</b> Unit with electronics, contactor and 5 m cable with sensor clamp (double Hall sensors for safe sensing). Adjustable overrun time. Must be combined with relevant motor overload protection (not included)	P-014
	<b>S-Man. Manual motorized Damper.</b> Motorized damper with 1-Phase/220V motor and 10 m cable with start/stop switch for mounting on the hood. N.B. 220V at the switch!	P-108
	<b>S-Max. Automatic motorized Damper. Automatic open/close Function of the Damper when welding.</b> Unit with electronics, 5 m cable with sensor clamp and motorized damper (double Hall sensors for safe sensing). Adjustable overrun time.	P-109
	<b>C-Max. Energy saving Control Unit for Central Extraction Fan.</b> Combined with E-Max, S-max or C-Max it will start the central fan when welding takes place. Unit with electronics and contactor for up to 4.4 kW fan motor. Must be combined with relevant motor overload protection (not included).	P-118
	<b>Halogen Lamp Cartridge</b> 20 Watt/12V. For d.125/160 mm Hoods (Flexi Hoods, Pro-Flex Hoods and Super-Max Hoods)	P-019
	<b>Halogen Lamp Cartridge</b> 20 Watt/12V. For d.200 mm Hoods (Flexi Hoods, Pro-Flex Hoods and Super-Max Hoods)	P-081
	<b>Transformer</b> 220/12V for Halogen Lamp Cartridge above.	P-020

Plymex AB – Carlsg. 12A, 211 20 Malmö, Sweden.  
Tel. +46 40 70015 · Fax. +46 40 30 26 92 · e-mail [info@plymex.se](mailto:info@plymex.se)